

LESS SPACE, MORE STYLE - TINY HOUSE LIVING MAGAZINE!

TINY LIVING



Tiny House
Hub

MARCH 2025 | ISSUE 25

FEATURED LAND FOR LEASE

NEW SITE FOR LEASE IN KATIKATI

INSIDE THIS EDITION!

BIG NEWS FOR TINY HOUSE ENTHUSIASTS:

A new way to finance
your tiny house dream

WHAT IF YOUR HOME WAS DESIGNED..

To help you sleep better?
Rebecca & Darren's Tiny
House does exactly that!

1,175 WAYS TO SAY 'NO':

Why finding land for
a Tiny Home feels like
a full-time job



BIG NEWS FOR TINY HOUSE ENTHUSIASTS: A NEW WAY TO FINANCE YOUR DREAM!

By Sharla May – Tiny House Hub

Meet Tim, our
Finance Guru



ENQUIRE NOW

You know that moment when you're sitting down having coffee with friends, sharing your tiny house dreams, and someone says, "But how do you even get the money for one of those?" Well, we've got some news that might make your coffee taste even better.

We're so excited to share that Tiny House Hub has teamed up with Tim Oliver, the guy behind Tiny Home Finance NZ, to make financing a tiny home way less complicated. Tim's a financial adviser and someone who really gets the tiny house world. He's been helping people navigate the tricky world of loans and funding for years, and now he's bringing that expertise to our community.

If you were at the Tiny House Expo this year, you might have caught Tim's talk. It was all about the challenges people face when trying to get a tiny house financed - and, more importantly, the options that are out there if you know where to look. He shared some eye-opening insights (and maybe busted a few myths along the way). The room was buzzing afterward with people saying, "I had no idea this was even possible!"

So, What's This Partnership About?

In a nutshell, we've set up a super simple process with Tim to help you explore your financing options. There's now a dedicated page on the Tiny House Hub website where you can pop in your details and get the ball rolling. It's not one of those overwhelming, fill-out-a-thousand-boxes kinds of forms—it's quick, straightforward, and designed for tiny house dreamers like you. This partnership is all about making tiny living accessible. Whether you're looking to buy your first tiny house, add a pod or cabin to your property, or finally take the plunge into the lifestyle you've been dreaming about, we've got you covered.

Why We're Excited

Here's the thing: Tiny houses have changed a lot over the years. They're not just for people looking to live off the grid or reduce their footprint anymore (though that's still a big part of it). These days, we're seeing everyone from retirees to families to single professionals making the switch. But let's be real—figuring out the money side has always been one of the biggest hurdles. That's where Tim comes in. He's been in the trenches, finding ways to help people finance tiny homes when traditional banks just don't get it. And now, with this new page on our site, it's easier than ever to connect with him and explore what's possible.

Ready to Take the Next Step?

If this sounds like something you've been wondering about, head over to the finance page on the Tiny House Hub website. It's all set up for

you to submit an inquiry and start figuring out how to make your dream tiny home happen. No pressure, no hard sell—just a friendly, supportive way to take the next step.

We've always believed tiny living is about more than just houses - it's about freedom, possibility, and creating a life that fits your values. And with Tim on board, we're one step closer to making that freedom a reality for more people.

So, grab another coffee, check out the finance page, and let's see where this journey takes you!

[ENQUIRE NOW](#)




COMPAC
HOMES
Affordable Luxury Delivered

compachomes.co.nz



**Granny
Minor
Modular
Tiny Homes on** *flats
Dwellings
Homes
Wheels*



WHAT IF YOUR HOME WAS DESIGNED TO HELP YOU SLEEP BETTER?

REBECCA & DARREN'S TINY HOUSE DOES EXACTLY THAT!

By Sharla May – Tiny House Hub

When most people think about going tiny, they picture minimalism, financial freedom, and maybe even the ability to park their house in picturesque locations. But for Rebecca and Darren, their decision to downsize was more than just about simplifying life, it was about reclaiming their health.

After years of suburban living, surrounded by Wi-Fi signals, smart meters, and a house riddled with condensation and mould issues, they realised they wanted something different. "We were keen to move out of living in suburbia, surrounded by cell phone towers, Wi-Fi and smart meters, in a house with condensation and mould issues, and wanted to create a truly healthy living space, free from the ties of a mortgage. So, we sold our home and went tiny!" says Rebecca.

With a longstanding interest in natural health and wellbeing, they sought a build that aligned with their philosophy. Their journey led them to a builder specialising in natural, non-toxic homes. "It wasn't until we discovered [Little Place Ltd](#) that we realised how easy it would be to create a totally natural, healthy space," Darren adds.

Unlike most tiny home builds, which focus primarily on functionality and storage solutions, Rebecca and Darren's priority was to create an environment that actively improved their wellbeing. Every material, from insulation to lighting, was carefully considered.

"We watched hundreds of Bryce's videos (from Living Big in a Tiny House) and then worked with our builder to refine the design. They only use natural/non-toxic materials in their builds, so that made that part pretty easy," says Rebecca. Their home is virtually plastic-free, built from non-treated timber, natural paints, and oils. The walls and ceiling are lined with thick New Zealand wool insulation, ensuring a warm and cosy environment year-round. Large double-glazed windows flood the space with natural light, and a Roaring Meg fire provides quick and efficient heating.

But it wasn't just about the materials. Rebecca and Darren took their dedication to health a step further by incorporating low-EMF wiring and lighting choices. "For the lighting, we sourced all our bulbs from Block Blue Light. They are flicker-free, low-EMF, amber-coloured lights designed to



support sleep. We even have a special bulb in the dining area with three settings that mimic different times of the day, perfect for dreary winter days!" explains Darren.

To minimise exposure to dirty electricity, they opted for thicker insulated cabling throughout the house, all linked to a single earthing cable grounded via a 1.8m copper rod. A kill switch at the top of the stairs ensures that almost all electricity (except for the fridge and composting toilet fan) is turned off at night, creating an incredibly restful environment.

"We also use grounding sheets on the beds, which plug into an 'Earth Only' socket. We have never slept better! Now, when we go away, we really notice the buzz from EMFs and Wi-Fi," says Rebecca. One year into tiny living, Rebecca and Darren say their home has transformed their day-to-day experience. "It literally feels grounded and calming being in the space. Living in this home is a big contributing factor to allowing a low-stress lifestyle," says Darren.



Check your builder

Protect your tiny house investment with a comprehensive builder report

[Order Now](#)



Visitors frequently comment on how spacious and inviting the home feels. "Most people love the look and feel of our space and are really interested in the materials we used. We hope we've inspired others to think about how they can make healthier choices in their own homes," Rebecca adds.

When asked if they had a favourite feature, their answer was clear: "The lighting! We can't imagine having normal bulbs ever again."

For those looking to build a healthier home, tiny or otherwise, Rebecca and Darren emphasise a holistic approach. "Healthier living doesn't come down to one or two things. It's about everything in your environment, what you put on, in, and around your body. Long-term exposure to toxins and non-native EMFs can be avoided or minimised with the right choices," says Darren. Their top tips include:

- Turn off Wi-Fi and phones at night.
- Use low-EMF lighting and grounding sheets.
- Prioritise natural materials in furnishings, paints, and insulation.
- Spend time outdoors daily and expose yourself to natural light.

Their tiny home is a true reflection of their values, and they wouldn't change a thing. "Because we were so involved every step of the way, this house is a true reflection of us and what we wanted at that time," says Rebecca.

But the dream doesn't stop here. Their next goal? Owning land where they can expand their home, adding a separate studio and spare room, while also creating space for multi-generational living with their daughter and her future family. "Having land to plant trees and grow food is important to us, and we want to continue building a life that supports our health and happiness," Darren shares.

For Rebecca and Darren, their tiny house isn't just a home—it's an investment in their future wellbeing. Through careful design, natural materials, and a dedication to healthy living, they have created a space that truly supports their lifestyle.





1,175 WAYS TO SAY 'NO':

WHY FINDING LAND FOR A TINY HOME FEELS LIKE A FULL-TIME JOB

By Sharla May – *Tiny House Hub*

So, you've bought a tiny house. You've downsized, decluttered, and possibly even crocheted yourself a composting toilet cover. You've got freedom, and flexibility. You're ready to live the dream, park up somewhere lovely, and sip herbal tea while watching the sunrise. But there's just one teeny, tiny, not-so-little problem: Where do you actually put the thing?

Turns out, legally parking a tiny house in New Zealand is about as easy as assembling IKEA furniture blindfolded, underwater, and emotionally fragile.

Let's say you're a responsible citizen who'd like to connect to power, water, and wastewater like a grown-up. You toddle off to the council, full of hope and maybe a little bit of naivety, only to find yourself trapped in what I can only describe as a consenting labyrinth. It's all zoning restrictions, resource consents, engineering reports, and something called "stormwater capacity," which sounds like a weather forecast but costs \$17,000 to fix.

Even if the land already has a house on it, adding a tiny one can still trigger the kind of paperwork that makes landowners break into

hives. Most will look at the rules, do a quick mental calculation involving stress, time, and council meetings, and say: "No thanks. I'd rather poke my eye out with a teaspoon." Right, so forget the council then. You'll go off-grid! Solar panels, rainwater tanks, composting toilets, and enough independence to make Bear Grylls blush.

Except... not so fast. Because even then, the council might still want to have a little say in what you do on your own land with your own pee. There are rules about waste, land use, and whether your humble tiny home is even a "permitted activity." It's like your house is a teenager and the council is a very controlling parent who doesn't want it dating the neighbours.

Rural areas tend to be more chill. Urban zones? Not so much. Basically, the closer you are to brunch cafés, the less likely you are to be allowed to live legally in your tiny home. Because of all this nonsense, many tiny homeowners just quietly... park. They don't ask, and the council doesn't tell—mainly because they're too under-resourced to go around inspecting every shed-shaped dwelling behind a hedge.



It's a bit like a grown-up version of hide and seek, except the stakes are your home, and if you're found, you might have to move with ten days' notice and nowhere to go. Delightful!

But honestly, who can blame them? The current rules weren't designed for people leasing a patch of land for their tiny house. They were designed for big, traditional houses built with bricks, mortgages, and tears.

What Can You Do (Besides Scream Into a Pillow)?

Well, there are a few practical things that might help:

- Check the zoning first – You can do this online, like a tiny house detective with Google Maps and a dream.
- Educate the landowner – Because sometimes, all they know about tiny homes is that episode of *Grand Designs* where it all went terribly wrong.
- Offer to chip in – If consent is needed, money talks. Possibly mutters, but still.

Go rural – You'll have more space, more options, and fewer neighbours judging your compost toilet.

So, if you're sitting in your tiny home wondering why it's easier to get a Netflix password from your ex than to legally park your house, you're not alone. The truth is, tiny homes are clever, modern, and surprisingly good at fitting entire lives into small spaces. The bureaucratic rules? Not so much.

Until councils catch up—and hopefully standardise zoning so we don't have 1,175 different types across NZ (seriously, Japan gets by with 13, and they build bullet trains) most tiny homeowners will keep finding creative ways to just make it work.

“The current rules weren't designed for people leasing a patch of land for their tiny house.”




TINY, LOVELY, AND \$58K OFF

Sponsored Content

Right. Let's not mess about. This is the Waitematā by Alphaline, and she's brand new, drop-dead gorgeous, and sitting there like a supermodel waiting for someone to swipe right and commit. **Originally priced at \$213,000 (and worth every cent, by the way), she's now going for just \$155,000 because we need the space.** That's \$58,000 off—which is basically a free Mini Cooper or several hundred emotional support oat lattes.

Now, what do you get for your money? Only everything you actually need. This is a beautifully finished, architecturally designed tiny house with a separate bedroom (yes, with a door and everything), a full-size kitchen, and a spacious bathroom. At 9.5m long and 3m wide, it's generous without being obnoxious—like a golden retriever with a personality.

Inside, it's all clean lines, light timber tones, and that “ahhh” feeling you get in nice Airbnbs where the towels match and you don't stub your toe on a poorly placed ottoman. It's been crafted with quality materials, thoughtful design, and actual taste.



[Discover more](#)




Fully wired, plumbed, insulated, and ready to go—it's perfect for downsizers, solo adventurers, semi-retired romantics, or anyone who's realised that life's too short to vacuum four living rooms and fund the power bill for a house the size of a mall.

As a fully transportable dwelling, it's ready to roll wherever your next chapter begins.

Need a place to live, work, host in-laws (but not for too long)? This home can be on your land faster than you can say "I'm sick of paying rent for someone else's mortgage."

\$155,000. That's it. No fluff. No catch. Just one brilliant little house with massive main character energy, waiting for someone clever to snap her up.

[Discover more](#) ➤



"Originally priced at \$213,000 (and worth every cent, by the way), she's now going for just \$155,000 because we need the space."

This article is sponsored content. If you'd like to be featured in a future edition of Tiny Living Magazine, [click here to enquire](#).

Wondering how to find land for your tiny house or motorhome?

Landshare: New Zealand's online directory connecting tiny house owners and land owners.



NEW

LAND FOR LEASE



Private Tiny House Site for Rent – Rural Feel, Close to Town!



KATIKATI

 [Click here to view the full listing](#)

 \$250 per week

- **Available:** 30th March
- **Site foundation:** Grass
- **Driveway foundation:** Gravel
- **Water connection:** Yes
- **Power connection:** Yes
- **Off-street parking:** Yes
- **Pets:** Yes
- **Child Friendly:** Yes
- **Smokers:** Yes
- **WiFi connection:** No
- **Private location:** No

Looking for a peaceful spot to park your tiny home? This ready-to-go site in Katikati offers the best of both worlds—a rural outlook while being conveniently close to town! The flat, level site features gravel pathways amidst grassy areas, with a gravel driveway leading to ample off-street parking. Enjoy the convenience of 16amp power (with a separate meter), water and greywater systems, and shared garage storage if needed. There's plenty of space for a veggie garden, and tenants are responsible for lawn mowing. Pets, children, and smokers are welcome, though Wi-Fi isn't available. Available from 30 March 2025 at \$250 per week.

NEW

LOOKING FOR LAND

Doc looking for tiny home parking spot



HAWKE'S BAY

 [Click here to view the full listing](#)

Looking for:

- **Power connection:** Yes
- **Water connection:** Yes
- **Off-street Parking:** Yes
- **Pet Friendly:** No
- **Child Friendly:** No
- **Smokers:** No
- **WiFi Connection:** No
- **Private Location:** Yes

Hello. I'm Jenny a local artist looking for a peaceful spot to park my tiny home near Havelock North (within 30 km of Napier). Ideally, I'd love a north-facing site with water access and power (but can make solar work if needed).

I enjoy gardening and often travel—happy to look after any cats while I'm away! A quiet space with trees and birds would be perfect. Family is nearby, so I won't be a stranger. Let me know if you have a suitable spot! 😊



Tiny House
Landshare

Leasing land for a tiny?

Protect your interests with a land lease agreement by the Tiny House Hub

[Get a copy.](#)



Tiny House Hub



Brought to you by:



**Tiny House
Awards**



**Tiny House
Landshare**



**Tiny House
Expo**

 [@tiny_house_expo_nz](https://www.instagram.com/tiny_house_expo_nz)

 facebook.com/tinyhouseexponz

 tinyhousehub.co.nz